



- Perennials, vines, and roses **30% off**
- Garden Tip: Can anything be done about those pesky dew worms?**
- Biological controls & Ladybugs in stock**

## May 31st E-NEWS




A few minutes ago I took a walk around my garden, something I haven't had much time for lately. Aside from the ever-increasing weed population, the garden is beautiful and there is so much that is looking really spectacular this year. The rhodos and azaleas have been stunning and right now the kousa dogwood is gorgeous~ covered in white pointed bracts (see photo above)! The hardy cacti in my Xeriscape garden are full of buds and promise to be quite lovely in a week or so. What a marvelous time of year!



Some of my viburnums aren't looking very marvelous at the moment, however. The leaves of both the American and European highbush

cranberries have been attacked by sawfly larvae to the point that most are little more than skeletons!! Even some of the plants in the nursery have been affected. If you have viburnums, go and check to see how they're doing. Thankfully, **Scott's Eco Sense BugBGone** will do a good job of getting them under control.

Of course with all the rain we've been getting, there are a few other problems starting to show up. I've been hearing from many of you that the slugs and snails are in population-explosion-mode so it's time to get out the **Safer's Slug and Snail Bait** to get their numbers to a more manageable level.



We have a good supply of 'nature's helpers'~ biological allies to help us enjoy our gardens. We have ladybugs, nematode formulations (Attack Pack, Cold Shots, Grub Busters, and Ant Busters), Hype-O Fungus Gnat control, and Aphid Eliminators. They all have to be kept refrigerated so just ask for them in the store and we'll get them out for you.

Now that the 'hair-straight back' spring panic in the garden center has changed from a full rolling boil to a quiet simmer, we're moving into 'garden design and landscaping season'. This week

I've been busy measuring and drawing up garden designs (which are great fun for me) and I just want to remind you that if you would like a **garden consultation** to discuss your landscape ideas or problem areas, come in or phone, and we'll set up a time for a visit. Many clients have used our **'WE PLAN ~ YOU PLANT'** service the last few years. If you would prefer to have someone else do the planting, we also take on landscape projects in the summer. It keeps our staff working during what is normally a quiet time in this industry. And given that almost all nursery stock is now container-grown (which means that the root is intact unlike bare-root or recently balled-and-burlapped stock) and transplants well at any time during the growing season, we are no longer limited to spring or early fall planting.



### **GARDEN TIP: Can anything be done about those pesky Dew Worms?**

I've heard this question many, many times over the years and I'm always reminded of my parents' experience with them about 20 years ago. My dad was pretty proud of his lawn; he wanted a lovely green sward with nary a weed to mar its surface and he worked hard to achieve it. He was understandably very unhappy when hard clumps of clay, castings deposited by dew worms, started to appear on the surface of the lawn, especially as the surface became increasingly full of humps that made it difficult to walk on and nuisance to mow. So, in order to get rid of the dew worms he took extraordinary measures: first the old turf was removed then the soil surface was sprayed with a very strong dose of carbaryl to kill the worms and finally healthy new turf was laid. All was well~ no more lumps and bumps~ for about a year. Of course, the worms that were in the surrounding fields

moved into the now 'virgin' territory and quickly made themselves at home. It was an expensive lesson on what NOT to do!

In the years since, I've kept an eye open to see if any definitive controls would become available and nothing has. There are, however, some cultural practices you can employ to get some control. Dew worms live deep in the soil coming to the surface to eat plant litter and, during heavy rains, to get air. Knowing this, **removing thatch** to decrease the amount of plant litter that's available is one part of a control program. Then, **core aerating and top-dressing your lawn with sand** will not only increase the drainage (and decrease moss) but will create a dry abrasive surface that worms will avoid. Try to limit **irrigating your lawn to ONE, deep watering every week to 10 days** so that moisture penetrates deep into the soil thereby encouraging the worms to remain well below ground. **Irrigate in the morning** so that surface moisture has time to evaporate during the day. Worms are most likely to move to the soil surface during hours of darkness and the drier the surface; the less hospitable they'll find it. One other thing to try is this: **dew worms do not thrive in an acidic environment**. When you fertilize your lawn, use a fertilizer that contains sulfur or use sulfur alone to acidify the soil surface. To avoid the acidic environment, the worms will remain deep in the soil and may even move on the 'greener' pastures. And finally, if your lawn is presently covered in casting lumps, **spread gypsum over the lawn**. The gypsum will cause the clay lumps to crumble and break down to once again create a smooth soil surface.

### **PLANT OF THE WEEK: PENSTEMON**

Penstemon, commonly called Beard-tongue, is a native North American wildflower available in a surprising range of colours, heights and textures. The Riding Hood series forms a low clump of thick, glossy green foliage with upright spikes appearing in early summer that continue to bloom all summer if deadheaded. Available are Red, Purple, Hot Pink and Delft Blue Riding Hood. All bloom best in full sun and prefer well drained soil. Once established, they are trouble-free and drought tolerant. We also have





**Riding Hood Purple      Riding Hood Hot Pink**

several other varieties including 'War Axe', Pikes Peak Purple, strictus, 'Dark Towers' and 'Navigator', and some low growing cultivars in our Rock Star section. Attract hummingbirds, great cut flowers. Most are hardy to Zone 5.

**NEW PRODUCT: OUTDOOR BROOM**

Having been a 'garden junkie' for many years, I used to be a regular Lee Valley Tools customer and still get their catalogues and emails. Just this week I got one about an outdoor broom and was reminded that many of you may not realize that we have it in stock. To quote the Lee Valley blurb, "More aggressive than a regular broom but gentler than a metal rake, this is a traditional Sri Lankan *ekel* (palm leaf) broom for outdoor clean-up." Our price is the same as theirs. Who says you have to leave town to shop????



**APPLE LANE GIFT SHOP: NEW PRODUCT**

A couple of weeks ago, a regular customer told me that she'd seen a new product online that would be a great item for our gift shop. When she told me what it was, I started to laugh because I had just ordered them a day or two before. I'm happy to announce that they're here! The **Vino2Go™** wine 'sippy' cup tumbler is simplicity of style, a BPA-free, durable wine-

glass within in a lidded tumbler (no bugs!).

- **Classier than a mug or bucket**
- **No danger of broken glass, or spillage**
- **For chilled or mulled wine**

**FEATURED THIS WEEK:**

**All 2" singles on sale:**

**Flowers and herbs.....99cents**

**Veggies.....79cents**

**All Perennials..... 30% off**

**(People in the know come from all over to shop our amazing selection of hardy perennials including new introductions and hard-to-find gems!!)**

**All vines.....30% off**

**All roses.....30% off**

**(The roses look amazing--full of buds again after the unscheduled pruning the !#! deer gave them two weeks ago)**

**All Packaged Summer bulbs, Onion and potato sets, Bare-root straw and raspberries.....50% off**

**All floor mats.....25% off**

**(Several styles including coco mats, MatMates and even mats for wide double-door entrances)**

Happy gardening!

*Harriet*

**HANNA ORCHARDS MARKET & GARDEN CENTRE**

3181-11<sup>TH</sup> Ave. NE., Salmon Arm, BC  
(250) 832 4574

[www.hannaorchards.com](http://www.hannaorchards.com)

<https://www.facebook.com/HannaOrchardsFarmMarketGardenCentre>

*If you are receiving this newsletter in error or would like to have your name removed from our mail-out list, please go back to the weekly email notice and click on UNSUBSCRIBE.*



- Perennials, vines, and roses **30% off**
- Garden Tip: Can anything be done about those pesky dew worms?**
- Biological controls & Ladybugs in stock**

## May 31st E-NEWS



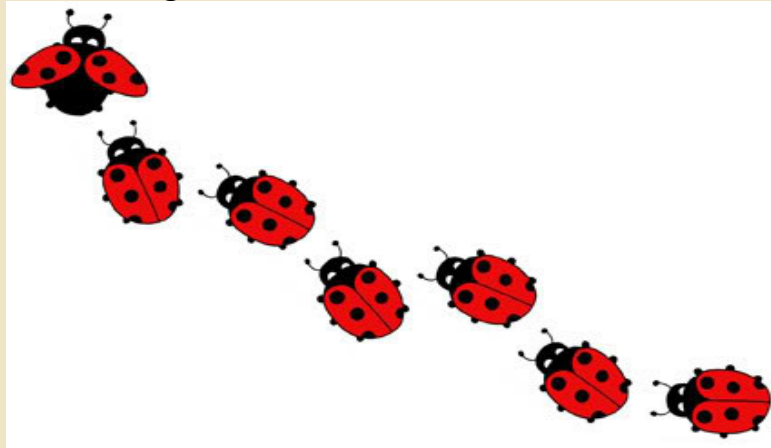
A few minutes ago I took a walk around my garden, something I haven't had much time for lately. Aside from the ever-increasing weed population, the garden is beautiful and there is so much that is looking really spectacular this year. The rhodos and azaleas have been stunning and right now the **kousa dogwood** is gorgeous~ covered in white pointed bracts (see photo above)! The hardy cacti in my Xeriscape garden are full of buds and promise to be quite lovely in a week or so. What a marvelous time of year!



Some of my viburnums aren't looking very marvelous at the moment, however. The leaves of both the American and European highbush

cranberries have been attacked by sawfly larvae to the point that most are little more than skeletons!! Even some of the plants in the nursery have been affected. If you have viburnums, go and check to see how they're doing. Thankfully, **Scott's Eco Sense BugBGone** will do a good job of getting them under control.

Of course with all the rain we've been getting, there are a few other problems starting to show up. I've been hearing from many of you that the slugs and snails are in population-explosion-mode so it's time to get out the **Safer's Slug and Snail Bait** to get their numbers to a more manageable level.



We have a good supply of 'nature's helpers'~ biological allies to help us enjoy our gardens. We have ladybugs, nematode formulations (Attack Pack, Cold Shots, Grub Busters, and Ant Busters), Hype-O Fungus Gnat control, and Aphid Eliminators. They all have to be kept refrigerated so just ask for them in the store and we'll get them out for you.

Now that the 'hair-straight back' spring panic in the garden center has changed from a full rolling boil to a quiet simmer, we're moving into 'garden design and landscaping season'. This week



I've been busy measuring and drawing up garden designs (which are great fun for me) and I just want to remind you that if you would like a **garden consultation** to discuss your landscape ideas or problem areas, come in or phone, and we'll set up a time for a visit. Many clients have used our **'WE PLAN ~ YOU PLANT'** service the last few years. If you would prefer to have someone else do the planting, we also take on landscape projects in the summer. It keeps our staff working during what is normally a quiet time in this industry. And given that almost all nursery stock is now container-grown (which means that the root is intact unlike bare-root or recently balled-and-burlapped stock) and transplants well at any time during the growing season, we are no longer limited to spring or early fall planting.



### **GARDEN TIP: Can anything be done about those pesky Dew Worms?**

I've heard this question many, many times over the years and I'm always reminded of my parents' experience with them about 20 years ago. My dad was pretty proud of his lawn; he wanted a lovely green sward with nary a weed to mar its surface and he worked hard to achieve it. He was understandably very unhappy when hard clumps of clay, castings deposited by dew worms, started to appear on the surface of the lawn, especially as the surface became increasingly full of humps that made it difficult to walk on and nuisance to mow. So, in order to get rid of the dew worms he took extraordinary measures: first the old turf was removed then the soil surface was sprayed with a very strong dose of carbaryl to kill the worms and finally healthy new turf was laid. All was well~ no more lumps and bumps~ for about a year. Of course, the worms that were in the surrounding fields

moved into the now 'virgin' territory and quickly made themselves at home. It was an expensive lesson on what NOT to do!

In the years since, I've kept an eye open to see if any definitive controls would become available and nothing has. There are, however, some cultural practices you can employ to get some control. Dew worms live deep in the soil coming to the surface to eat plant litter and, during heavy rains, to get air. Knowing this, **removing thatch** to decrease the amount of plant litter that's available is one part of a control program. Then, **core aerating and top-dressing your lawn with sand** will not only increase the drainage (and decrease moss) but will create a dry abrasive surface that worms will avoid. Try to limit **irrigating your lawn to ONE, deep watering every week to 10 days** so that moisture penetrates deep into the soil thereby encouraging the worms to remain well below ground. **Irrigate in the morning** so that surface moisture has time to evaporate during the day. Worms are most likely to move to the soil surface during hours of darkness and the drier the surface; the less hospitable they'll find it. One other thing to try is this: **dew worms do not thrive in an acidic environment**. When you fertilize your lawn, use a fertilizer that contains sulfur or use sulfur alone to acidify the soil surface. To avoid the acidic environment, the worms will remain deep in the soil and may even move on the 'greener' pastures. And finally, if your lawn is presently covered in casting lumps, **spread gypsum over the lawn**. The gypsum will cause the clay lumps to crumble and break down to once again create a smooth soil surface.

### **PLANT OF THE WEEK: PENSTEMON**

Penstemon, commonly called Beard-tongue, is a native North American wildflower available in a surprising range of colours, heights and textures. The Riding Hood series forms a low clump of thick, glossy green foliage with upright spikes appearing in early summer that continue to bloom all summer if deadheaded. Available are Red, Purple, Hot Pink and Delft Blue Riding Hood. All bloom best in full sun and prefer well drained soil. Once established, they are trouble-free and drought tolerant. We also have



**Riding Hood Purple      Riding Hood Hot Pink**

several other varieties including 'War Axe', Pikes Peak Purple, strictus, 'Dark Towers' and 'Navigator', and some low growing cultivars in our Rock Star section. Attract hummingbirds, great cut flowers. Most are hardy to Zone 5.

**NEW PRODUCT: OUTDOOR BROOM**

Having been a 'garden junkie' for many years, I used to be a regular Lee Valley Tools customer and still get their catalogues and emails. Just this week I got one about an outdoor broom and was reminded that many of you may not realize that we have it in stock. To quote the Lee Valley blurb, "More aggressive than a regular broom but gentler than a metal rake, this is a traditional Sri Lankan *ekel* (palm leaf) broom for outdoor clean-up." Our price is the same as theirs. Who says you have to leave town to shop????



**APPLE LANE GIFT SHOP: NEW PRODUCT**

A couple of weeks ago, a regular customer told me that she'd seen a new product online that would be a great item for our gift shop. When she told me what it was, I started to laugh because I had just ordered them a day or two before. I'm happy to announce that they're here! The **Vino2Go™** wine 'sippy' cup tumbler is simplicity of style, a BPA-free, durable wine-

glass within in a lidded tumbler (no bugs!).

- **Classier than a mug or bucket**
- **No danger of broken glass, or spillage**
- **For chilled or mulled wine**

**FEATURED THIS WEEK:**

**All 2" singles on sale:**

- Flowers and herbs.....99cents**
- Veggies.....79cents**

**All Perennials..... 30% off**

(People in the know come from all over to shop our amazing selection of hardy perennials including new introductions and hard-to-find gems!!)

**All vines.....30% off**

**All roses.....30% off**

(The roses look amazing--full of buds again after the unscheduled pruning the !#! deer gave them two weeks ago)

**All Packaged Summer bulbs, Onion and potato sets, Bare-root straw and raspberries.....50% off**

**All floor mats.....25% off**

(Several styles including coco mats, MatMates and even mats for wide double-door entrances)

Happy gardening!

*Harriet*

**HANNA ORCHARDS MARKET & GARDEN CENTRE**

3181-11<sup>TH</sup> Ave. NE., Salmon Arm, BC  
(250) 832 4574

[www.hannaorchards.com](http://www.hannaorchards.com)

<https://www.facebook.com/HannaOrchardsFarmMarketGardenCentre>

*If you are receiving this newsletter in error or would like to have your name removed from our mail-out list, please go back to the weekly email notice and click on UNSUBSCRIBE.*





- Perennials, vines, and roses **30% off**
- Garden Tip: Can anything be done about those pesky dew worms?**
- Biological controls & Ladybugs in stock**

## May 31st E-NEWS



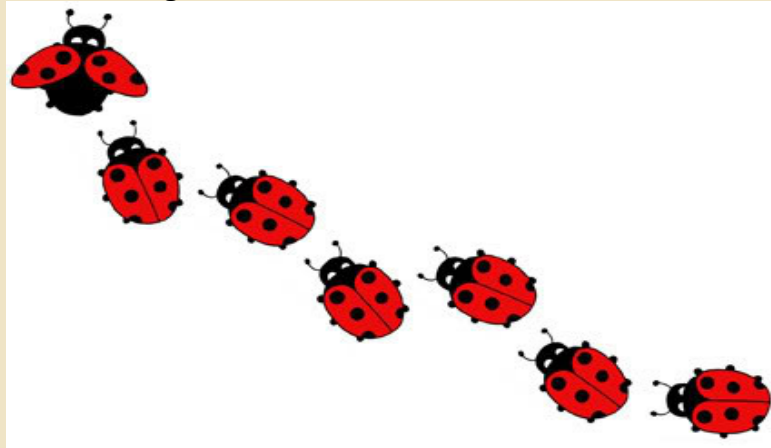
A few minutes ago I took a walk around my garden, something I haven't had much time for lately. Aside from the ever-increasing weed population, the garden is beautiful and there is so much that is looking really spectacular this year. The rhodos and azaleas have been stunning and right now the kousa dogwood is gorgeous~ covered in white pointed bracts (see photo above)! The hardy cacti in my Xeriscape garden are full of buds and promise to be quite lovely in a week or so. What a marvelous time of year!



Some of my viburnums aren't looking very marvelous at the moment, however. The leaves of both the American and European highbush

cranberries have been attacked by sawfly larvae to the point that most are little more than skeletons!! Even some of the plants in the nursery have been affected. If you have viburnums, go and check to see how they're doing. Thankfully, **Scott's Eco Sense BugBGone** will do a good job of getting them under control.

Of course with all the rain we've been getting, there are a few other problems starting to show up. I've been hearing from many of you that the slugs and snails are in population-explosion-mode so it's time to get out the **Safer's Slug and Snail Bait** to get their numbers to a more manageable level.



We have a good supply of 'nature's helpers'~ biological allies to help us enjoy our gardens. We have ladybugs, nematode formulations (Attack Pack, Cold Shots, Grub Busters, and Ant Busters), Hype-O Fungus Gnat control, and Aphid Eliminators. They all have to be kept refrigerated so just ask for them in the store and we'll get them out for you.

Now that the 'hair-straight back' spring panic in the garden center has changed from a full rolling boil to a quiet simmer, we're moving into 'garden design and landscaping season'. This week

I've been busy measuring and drawing up garden designs (which are great fun for me) and I just want to remind you that if you would like a **garden consultation** to discuss your landscape ideas or problem areas, come in or phone, and we'll set up a time for a visit. Many clients have used our **'WE PLAN ~ YOU PLANT'** service the last few years. If you would prefer to have someone else do the planting, we also take on landscape projects in the summer. It keeps our staff working during what is normally a quiet time in this industry. And given that almost all nursery stock is now container-grown (which means that the root is intact unlike bare-root or recently balled-and-burlapped stock) and transplants well at any time during the growing season, we are no longer limited to spring or early fall planting.



### **GARDEN TIP: Can anything be done about those pesky Dew Worms?**

I've heard this question many, many times over the years and I'm always reminded of my parents' experience with them about 20 years ago. My dad was pretty proud of his lawn; he wanted a lovely green sward with nary a weed to mar its surface and he worked hard to achieve it. He was understandably very unhappy when hard clumps of clay, castings deposited by dew worms, started to appear on the surface of the lawn, especially as the surface became increasingly full of humps that made it difficult to walk on and nuisance to mow. So, in order to get rid of the dew worms he took extraordinary measures: first the old turf was removed then the soil surface was sprayed with a very strong dose of carbaryl to kill the worms and finally healthy new turf was laid. All was well~ no more lumps and bumps~ for about a year. Of course, the worms that were in the surrounding fields

moved into the now 'virgin' territory and quickly made themselves at home. It was an expensive lesson on what NOT to do!

In the years since, I've kept an eye open to see if any definitive controls would become available and nothing has. There are, however, some cultural practices you can employ to get some control. Dew worms live deep in the soil coming to the surface to eat plant litter and, during heavy rains, to get air. Knowing this, **removing thatch** to decrease the amount of plant litter that's available is one part of a control program. Then, **core aerating and top-dressing your lawn with sand** will not only increase the drainage (and decrease moss) but will create a dry abrasive surface that worms will avoid. Try to limit **irrigating your lawn to ONE, deep watering every week to 10 days** so that moisture penetrates deep into the soil thereby encouraging the worms to remain well below ground. **Irrigate in the morning** so that surface moisture has time to evaporate during the day. Worms are most likely to move to the soil surface during hours of darkness and the drier the surface; the less hospitable they'll find it. One other thing to try is this: **dew worms do not thrive in an acidic environment**. When you fertilize your lawn, use a fertilizer that contains sulfur or use sulfur alone to acidify the soil surface. To avoid the acidic environment, the worms will remain deep in the soil and may even move on the 'greener' pastures. And finally, if your lawn is presently covered in casting lumps, **spread gypsum over the lawn**. The gypsum will cause the clay lumps to crumble and break down to once again create a smooth soil surface.

### **PLANT OF THE WEEK: PENSTEMON**

Penstemon, commonly called Beard-tongue, is a native North American wildflower available in a surprising range of colours, heights and textures. The Riding Hood series forms a low clump of thick, glossy green foliage with upright spikes appearing in early summer that continue to bloom all summer if deadheaded. Available are Red, Purple, Hot Pink and Delft Blue Riding Hood. All bloom best in full sun and prefer well drained soil. Once established, they are trouble-free and drought tolerant. We also have





**Riding Hood Purple      Riding Hood Hot Pink**

several other varieties including 'War Axe', Pikes Peak Purple, strictus, 'Dark Towers' and 'Navigator', and some low growing cultivars in our Rock Star section. Attract hummingbirds, great cut flowers. Most are hardy to Zone 5.

**NEW PRODUCT: OUTDOOR BROOM**

Having been a 'garden junkie' for many years, I used to be a regular Lee Valley Tools customer and still get their catalogues and emails. Just this week I got one about an outdoor broom and was reminded that many of you may not realize that we have it in stock. To quote the Lee Valley blurb, "More aggressive than a regular broom but gentler than a metal rake, this is a traditional Sri Lankan *ekel* (palm leaf) broom for outdoor clean-up." Our price is the same as theirs. Who says you have to leave town to shop????



**APPLE LANE GIFT SHOP: NEW PRODUCT**

A couple of weeks ago, a regular customer told me that she'd seen a new product online that would be a great item for our gift shop. When she told me what it was, I started to laugh because I had just ordered them a day or two before. I'm happy to announce that they're here! The **Vino2Go™** wine 'sippy' cup tumbler is simplicity of style, a BPA-free, durable wine-

glass within in a lidded tumbler (no bugs!).

- **Classier than a mug or bucket**
- **No danger of broken glass, or spillage**
- **For chilled or mulled wine**

**FEATURED THIS WEEK:**

**All 2" singles on sale:**

**Flowers and herbs.....99cents**

**Veggies.....79cents**

**All Perennials..... 30% off**

(People in the know come from all over to shop our amazing selection of hardy perennials including new introductions and hard-to-find gems!!)

**All vines.....30% off**

**All roses.....30% off**

(The roses look amazing--full of buds again after the unscheduled pruning the !#! deer gave them two weeks ago)

**All Packaged Summer bulbs, Onion and potato sets, Bare-root straw and raspberries.....50% off**

**All floor mats.....25% off**

(Several styles including coco mats, MatMates and even mats for wide double-door entrances)

Happy gardening!

*Harriet*

**HANNA ORCHARDS MARKET & GARDEN CENTRE**

3181-11<sup>TH</sup> Ave. NE., Salmon Arm, BC  
(250) 832 4574

[www.hannaorchards.com](http://www.hannaorchards.com)

<https://www.facebook.com/HannaOrchardsFarmMarketGardenCentre>

*If you are receiving this newsletter in error or would like to have your name removed from our mail-out list, please go back to the weekly email notice and click on UNSUBSCRIBE.*